

NATIONAL STOCK EXCHANGE OF INDIA LIMITED**DEPARTMENT : CAPITAL MARKET SEGMENT**

Download Ref No : NSE/CMTR/32498

Date : June 02 , 2016

Circular Ref. No : 33 / 2016

All Members,

Two Factor Authentication - Dissemination Board

In order to enhance the security measures, the Exchange shall be implementing Two Factor Authentication (2FA) for user log in on Dissemination Board for Capital Market.

The Two Factor Authentication shall be implemented w.e.f June 06, 2016 for Dissemination Board.

2FA setting for users of Dissemination Board shall be optional till June 10, 2016. During the optional period, users can choose to skip 2FA settings by clicking on 'Skip to Application' tab.

2FA settings shall be mandatory w.e.f June 13, 2016.

The salient features of 2FA are provided in Annexure-1 and procedure for setting 2FA and log in with 2FA setting is provided in Annexure-2

In case of queries kindly call on 1800 266 0053

For and on behalf of

National Stock Exchange of India Ltd**Khushal Shah**
Chief Manager

Toll Free No	Fax No	Email id
1800 266 0053	022-26598155	msm@nse.co.in

Annexure 1

Features of Two Factor Authentication

Setting up Two Factor authentications:

- The user shall have option to:
 - Provide some text (max 50 characters) & click ‘Next’
OR
 - select an image from a set of pre-configured images & click ‘Next’
OR
 - Both, provide text as well as select an image & click ‘Next’
OR
 - Choose to skip both by clicking ‘Next’
- On clicking ‘Next’, 10 questions shall be displayed
- The user shall be required to set answer for any 5 questions (case sensitive) mandatorily
- On clicking ‘Save’ 2FA shall be set

Two factor authentication during Login:

- On successful authentication of user id, if the user had set text and/or image the same shall be displayed to the user for authentication.
- User needs to click the “Ok” button in case the text and/or the image set by him are displayed correctly.
- The user shall be asked to answer 1 question out of the 5 questions for which the answers were set by him in addition to the password. The answers provided by the user shall be **case sensitive**.
- User shall get logged in successfully only on providing the correct answer.
- In case the answer provided is wrong then the user will be taken back to the log in screen.
- 3 successive incorrect answers will lead to suspension/locking of the user.

In case user is locked due to 2FA:

- User shall be given 3 attempts for 2FA
- User shall be locked in case he fails to provide correct answer in 3 successive attempts.
- User shall contact/request the Exchange to enable and clear the 2FA settings for the User ID, if it is locked due to 2FA.
- On enablement by Exchange, the user shall be required to mandatorily set 2FA during next login.

Rest 2FA settings:

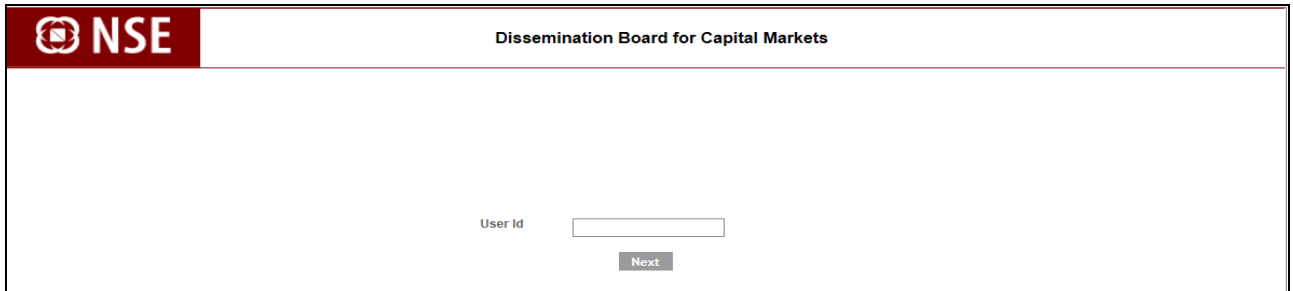
- Users can reset the answers to the question by going to “Security Settings” tab after login.
- User can also change or set text/image by going to “Security Settings” after login.

Annexure 2

Login procedure & 2FA setting procedure

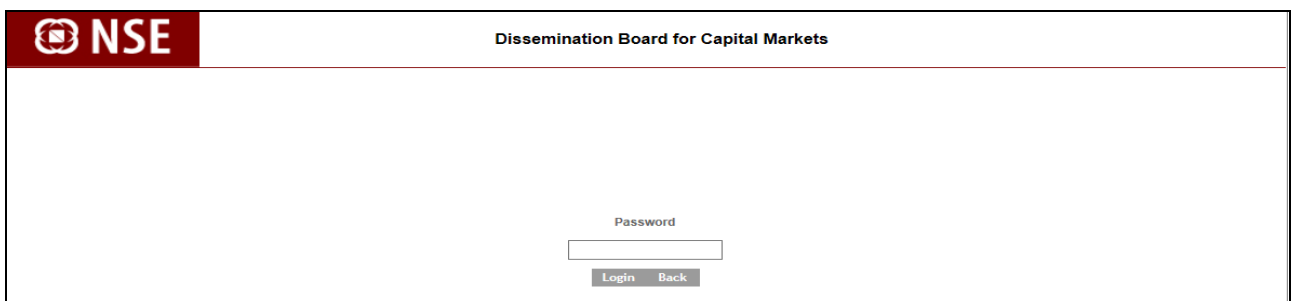
1. Steps for setting 2FA for user

- Enter User ID



The screenshot shows the top header with the NSE logo and the text "Dissemination Board for Capital Markets". Below the header, there is a "User Id" label followed by a text input field. A "Next" button is positioned below the input field.

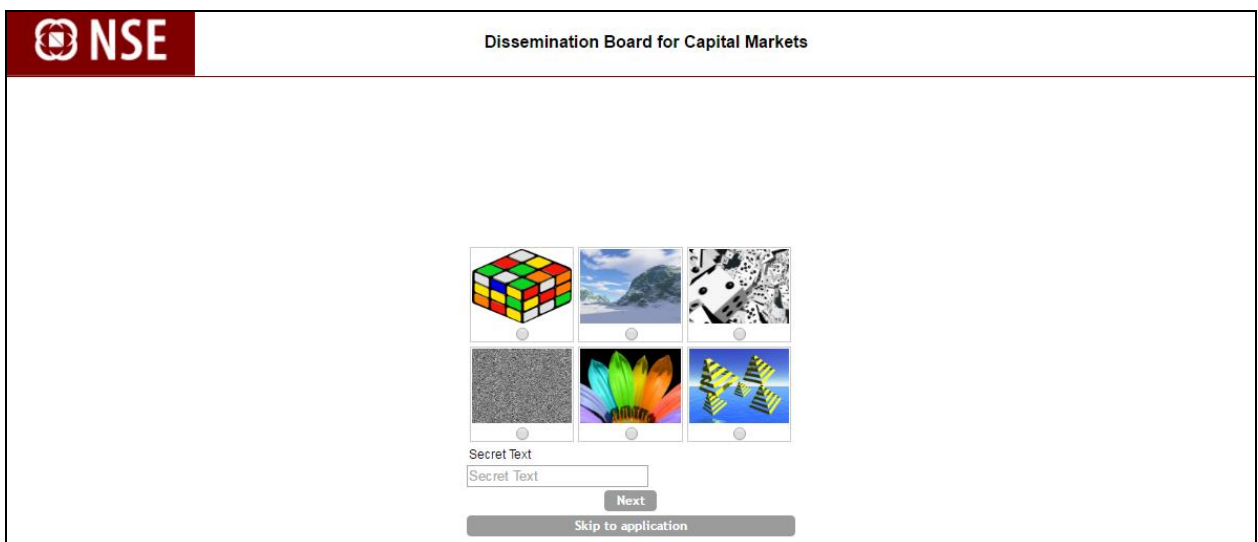
- Enter the password



The screenshot shows the top header with the NSE logo and the text "Dissemination Board for Capital Markets". Below the header, there is a "Password" label followed by a text input field. Below the input field, there are "Login" and "Back" buttons.

As a part of user's 2FA setting, the user shall have option to provide some text (max 50 characters) and select an image from a set of pre-configured 6 images. Selection of image & entry of text is optional. Click 'Next' if the user has provided text or any image is selected.

During the optional period, the user can click on **Skip Application** to set the 2FA settings later on.



The screenshot shows the top header with the NSE logo and the text "Dissemination Board for Capital Markets". Below the header, there are six image selection options arranged in a 2x3 grid. Below the images, there is a "Secret Text" label followed by a text input field. At the bottom, there are "Next" and "Skip to application" buttons.

Answer any 5 question out of 10 questions. The answers provided by user shall be case sensitive.

What is your last school name?

What is your father's middle name?

What is your pets name?

Who is your favourite actor or actress?


What is your favourite color?

What is your favourite food?


What is your favourite place?


2. Subsequent Log-in

Authenticate the image and text (if selected) at subsequent Login & click on OK

 **Dissemination Board for Capital Markets**

Verification String: DB



 **Dissemination Board for Capital Markets**

Password

What is your favourite place?

Enter password and answer the randomly showed 1 question at subsequent login. In case answers do not match it shall be treated as Login failure.

3 successive failed login attempts due to incorrect password or incorrect 2FA answers will lead to suspension/locking of the user.

3. In case User is locked due to 2FA

User ID will be locked for login in case he fails to provide correct answer for 3 successive attempts. User shall contact/request the Exchange to enable and clear the 2FA settings for the User ID, if it is locked due to 2FA.

4. Reset of 2FA settings

All Users can reset the answers of the question or image/text set earlier for 2FA setting from the 'Security Settings' tab.

The screenshot shows the NSE Dissemination Board for Capital Markets interface. The top navigation bar includes the NSE logo and the title 'Dissemination Board for Capital Markets'. On the right side of the navigation bar, there are links for 'Security' (highlighted with a red box and an arrow) and 'Change Password |'. Below the navigation bar, there is a menu with options: 'Home', 'Place Request', 'My Requests', 'All Requests', 'Report Deal', 'My Trades', and 'Confirm/Reject'. The main content area displays a table titled 'Dissemination Board for Capital Markets' with a subtitle 'Summary of deals for date 31-05-2016 18:23:44'. The table has columns for Symbol, Series, Total No of Deals, Total Quantity, Total Value, Day High, and Day Low.