

**National Stock Exchange Of India Limited**

Department : CAPITAL MARKET SEGMENT	
Download Ref No : NSE/CMTR/40547	Date : March 26, 2019
Circular Ref. No : 32/2019	

All Members,

**Introduction of One Time Password (OTP) based Two Factor Authentication (2FA)  
for Dissemination Board for Capital Markets (CMDB)**

This is further to our circular no.33/2016 (Download Red no NSE/CMTR/32498) dated June 2, 2016 regarding Two-Factor Authentication.

In order to enhance the security measures, the current questionnaire based 2FA authentication mechanism shall be replaced with an OTP based 2FA mechanism for login into CMDB platform.

An OTP will be send to the official email address and mobile number of the Participant updated on CMDB. In case, the Participant wants to change the email id/mobile number, participant needs to send a request on email [msm@nse.co.in](mailto:msm@nse.co.in) or contact us on our Helpdesk Number to update the registered email address and mobile number.

Participants are advised to ensure the following:

1. Please register mobile number and official email address of the user.
2. Do not use personal/common mobile numbers and email addresses to avoid any misuse.
3. OTP shall not be shared with anyone, in any case.
4. Disable all users that are not active and/or no-longer associated with your organization, to avoid any misuse.
5. Request shall be send to Exchange on the email id/Helpdesk number provided below to change the registered email id and password.

User manual is provided as Annexure 1. The above changes shall be implemented w.e.f. **March 29, 2019.**

All Members are requested to make a note of the above.

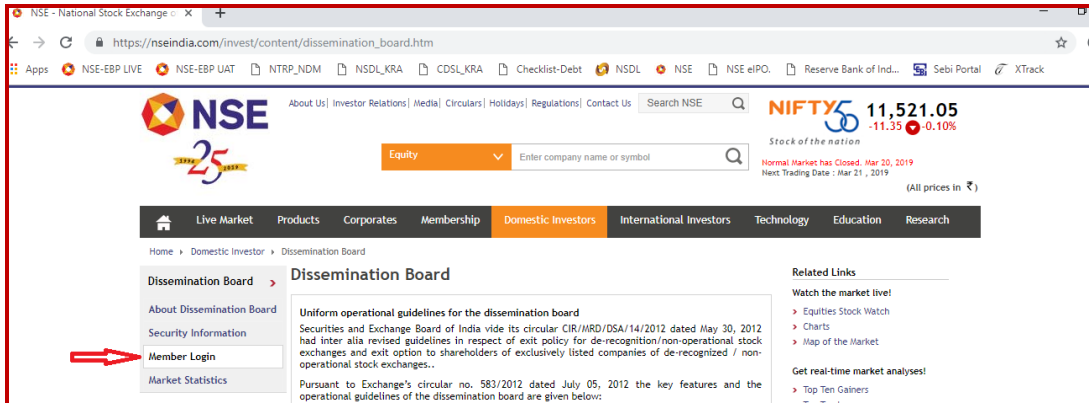
For and on behalf of  
**National Stock Exchange of India Ltd**

**Abhijeet Sontakke**  
Chief Manager

Technical Helpdesk	Fax No	Email id
1800 266 0053	022-26598155	msm@nse.co.in

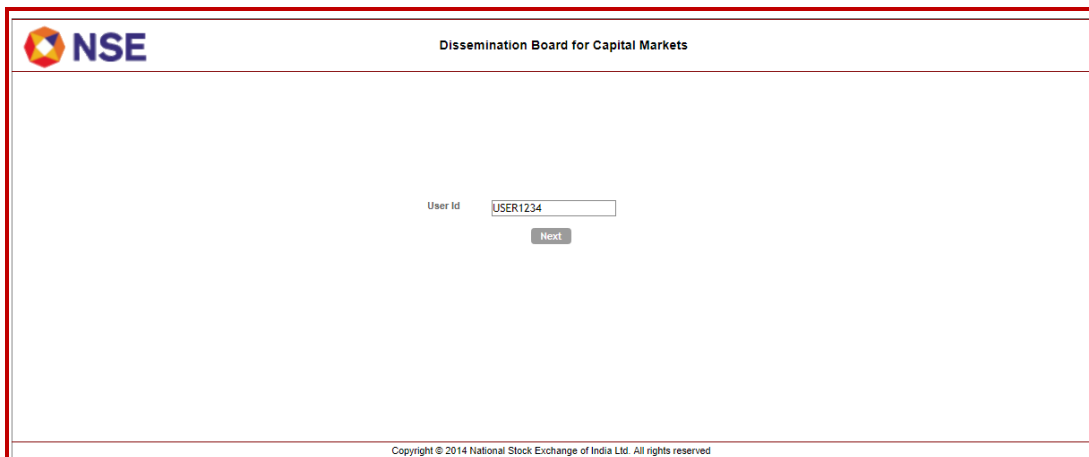
**Annexure 1****User manual for OTP (Dissemination Board for Capital Markets)**

- 1) To login to “Dissemination Board for Capital Markets”, kindly navigate to Member Login under the link: [https://nseindia.com/invest/content/dissemination\\_board.htm](https://nseindia.com/invest/content/dissemination_board.htm)



The screenshot shows the NSE website interface. The top navigation bar includes links for Live Market, Products, Corporates, Membership, Domestic Investors, International Investors, Technology, Education, and Research. The main content area is titled "Dissemination Board" and contains text about operational guidelines. A sidebar on the left lists "Dissemination Board", "About Dissemination Board", "Security Information", "Member Login", and "Market Statistics". A red arrow points to the "Member Login" link.

- 2) Enter the User Id and click on Next button



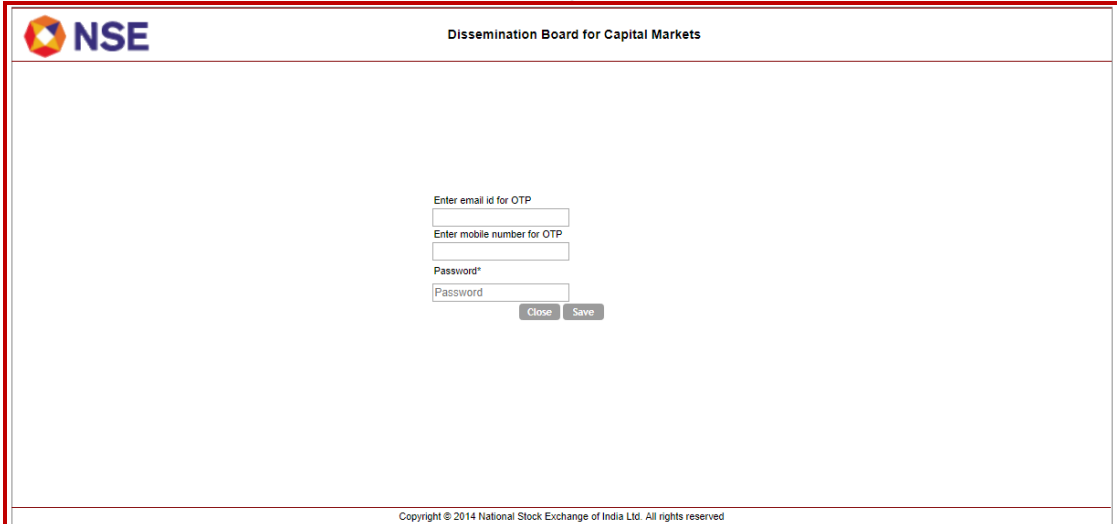
The screenshot shows the login page for the Dissemination Board for Capital Markets. It features the NSE logo and the title "Dissemination Board for Capital Markets". Below the title, there is a "User Id" field containing the text "USER1234" and a "Next" button. The footer contains the text "Copyright © 2014 National Stock Exchange of India Ltd. All rights reserved".

- 3) Enter password and click on Login button.



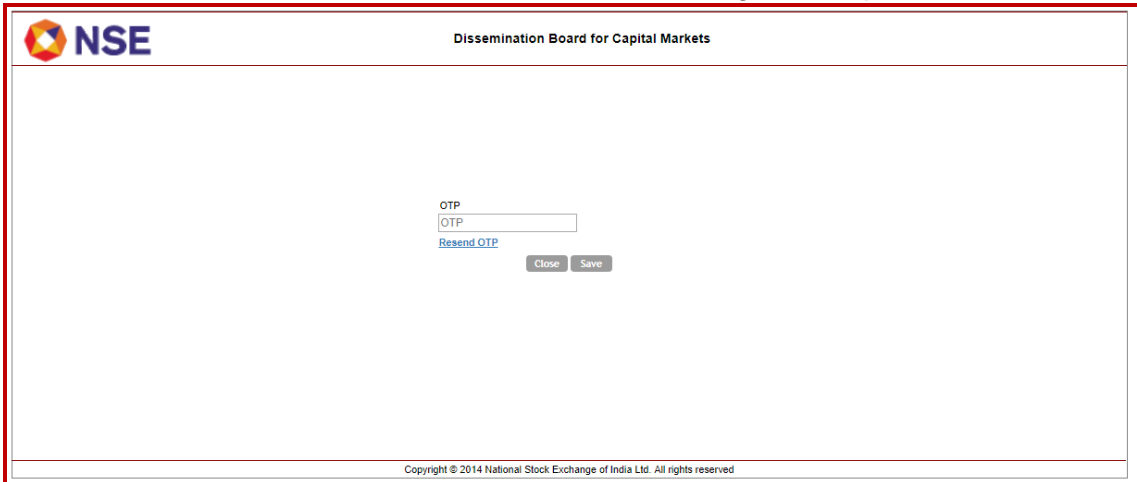
The screenshot shows the login page for the Dissemination Board for Capital Markets. It features the NSE logo and the title "Dissemination Board for Capital Markets". Below the title, there is a "Password" field containing the text "Password" and "Login" and "Back" buttons. The footer contains the text "Copyright © 2014 National Stock Exchange of India Ltd. All rights reserved".

- 4) Enter email id, mobile number and re-enter password. Click on Save button



The screenshot shows the NSE Dissemination Board for Capital Markets registration form. It includes the NSE logo and title at the top. The form contains four input fields: 'Enter email id for OTP', 'Enter mobile number for OTP', 'Password\*', and 'Password'. Below the fields are 'Close' and 'Save' buttons. The footer contains the copyright notice: 'Copyright © 2014 National Stock Exchange of India Ltd. All rights reserved'.

- 5) The user shall receive an OTP on registered email id and mobile number. Kindly enter the OTP and click on Save button. User will be able to login in the platform.



The screenshot shows the NSE Dissemination Board for Capital Markets OTP verification form. It includes the NSE logo and title at the top. The form contains one input field labeled 'OTP' and a 'Resend OTP' link. Below the field are 'Close' and 'Save' buttons. The footer contains the copyright notice: 'Copyright © 2014 National Stock Exchange of India Ltd. All rights reserved'.

- 6) In case user does not receive OTP, click on "Resend" to receive the OTP again. User will be allowed to re-generate an OTP only after 2 minutes of generation of first OTP. A maximum of 5 attempts to re-generate the OTP shall be allowed.
- 7) User shall be allowed to try submitting a valid OTP for a maximum of 5 times after that account will be locked. To unlock the account, a request mail needs to be send to [msm@nse.co.in](mailto:msm@nse.co.in) or contact us on our Helpdesk Number.